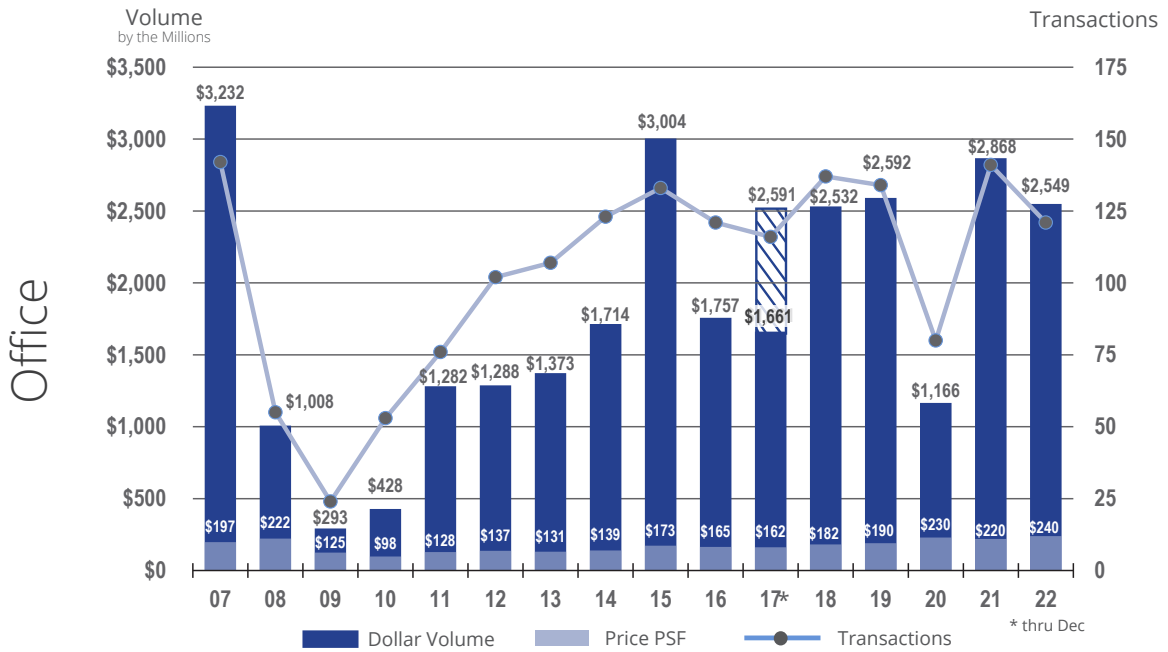


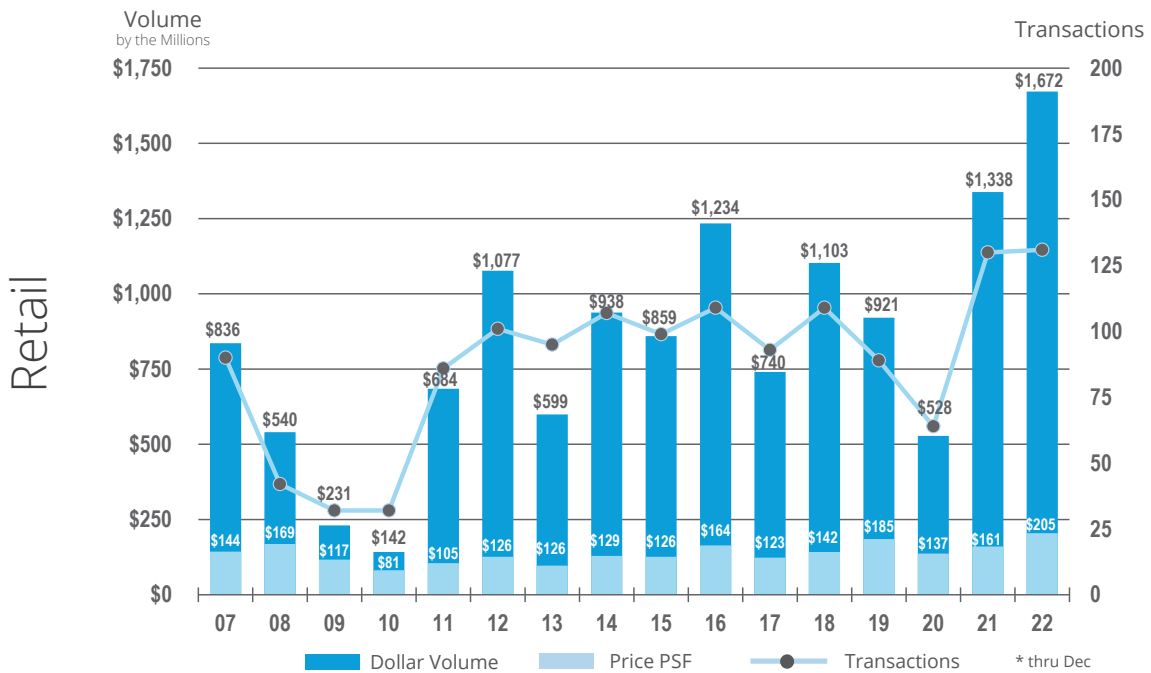
Phoenix Investment Sales | 2022

Historical Sales

Historical Volume vs. Avg PSF and Number of Transactions



* 2017 sales exclude State Farm @ Marina Heights which if included totals \$2,591 B; 117 sales; \$211 PSF and if excluded totals \$1,661 B; 116 sales; \$162 PSF

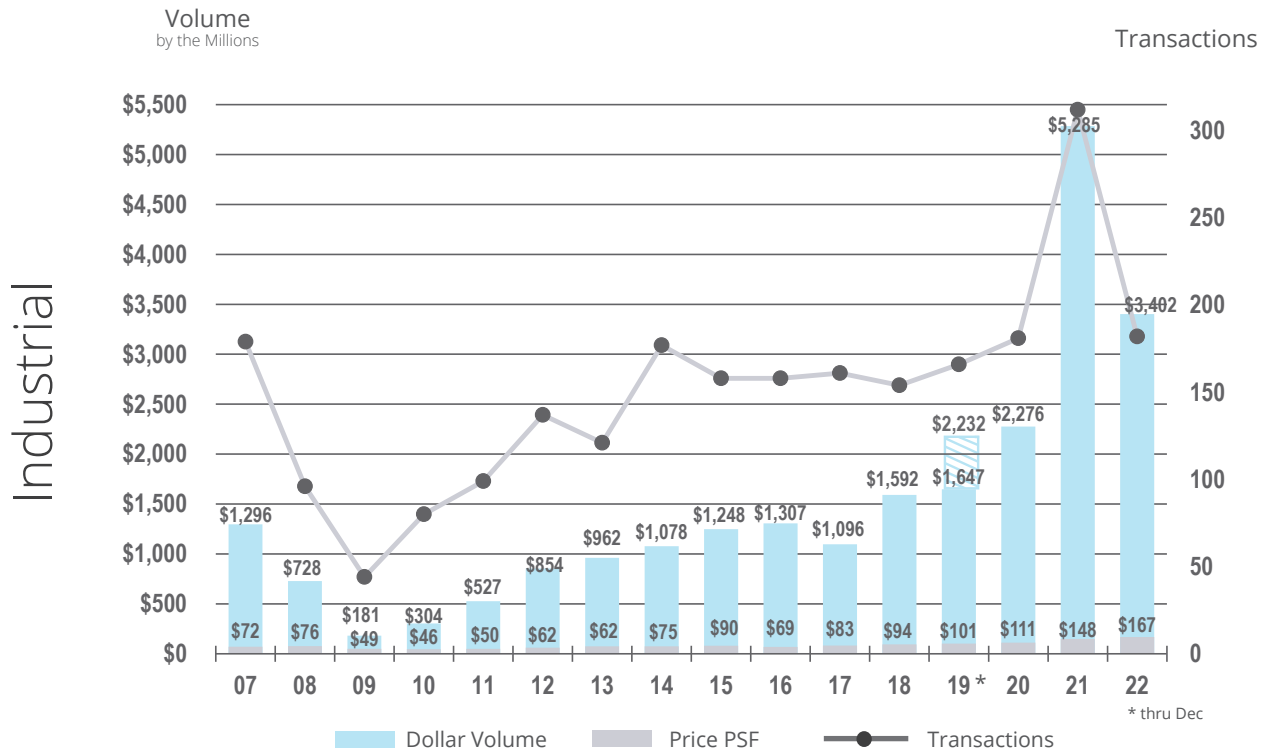




Phoenix Investment Sales | 2022

Historical Sales

Historical Volume vs. Avg PSF and Number of Transactions



* 2019 sales exclude the GLP/Blackstone Group portfolio, which if included would total \$2,232B; 177 sales; \$103 PSF and if excluded would total \$1.647B; 166 sales; \$101 PSF

MINDY KORTH
Executive Vice President
Direct +1 602 222 5005
mindy.korth@colliers.com

JENNY BASSETT
Real Estate Analyst
Direct +1 602 222 5158
jenny.bassett@colliers.com

KELSEY ROBINSON
Senior Client Services Coordinator
Direct +1 602 222 5041
kelsey.robinson@colliers.com

ALYSSA SMITH
Graphic Designer
Direct +1 602 222 5041
alyssa.smith@colliers.com

The Colliers Arizona Investment Properties Sales Team

Colliers | 2390 E Camelback Road, Suite 100 | Phoenix, AZ 85016 | Main Phone: +1 602 222 5000
colliers.com | www.phoenixinvestment.properties