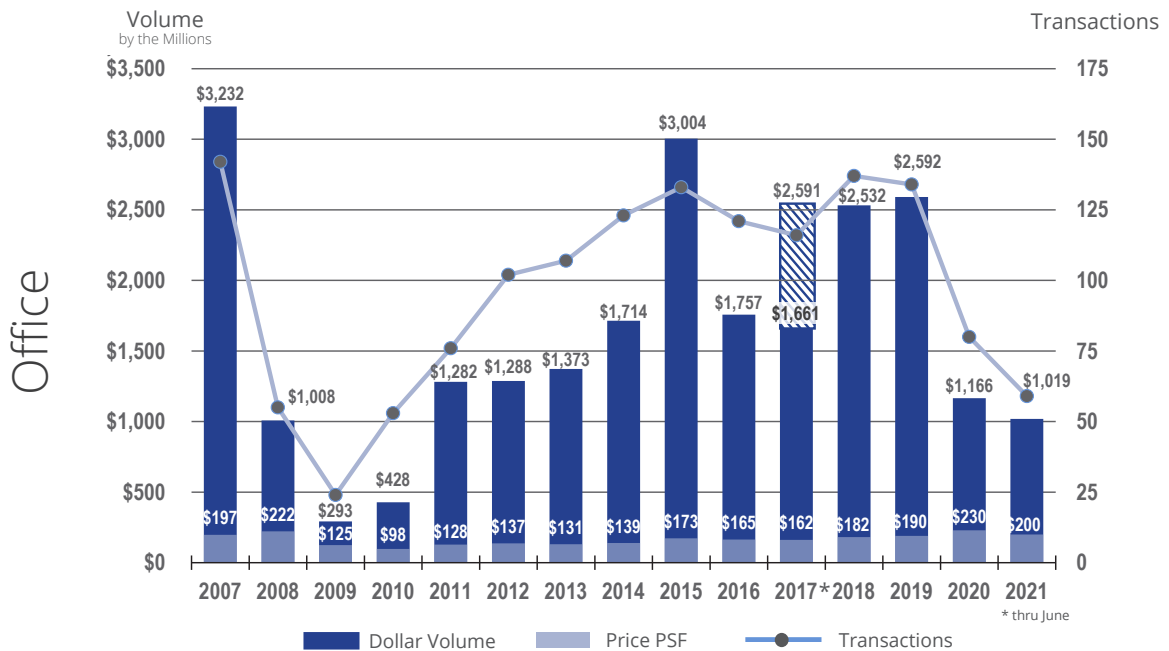


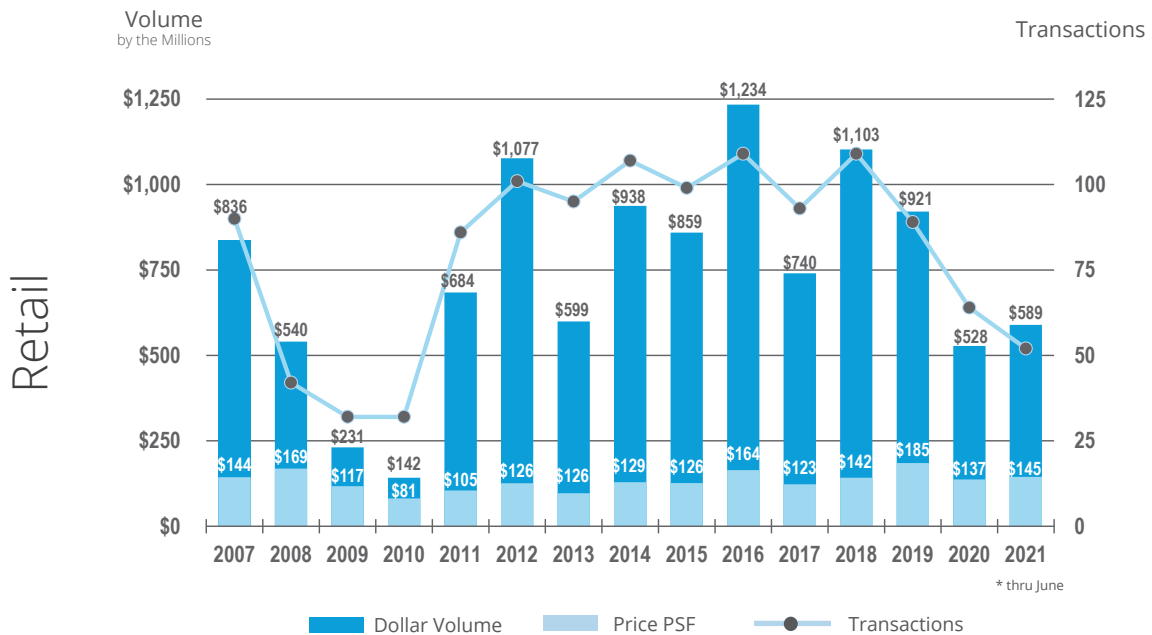
# Phoenix Investment Sales | 2021

## Historical Sales

### Historical Volume vs. Avg PSF and Number of Transactions



\* 2017 sales exclude State Farm @ Marina Heights which if included totals \$2,591 B; 117 sales; \$211 PSF and if excluded totals \$1,661 B; 116 sales; \$162 PSF



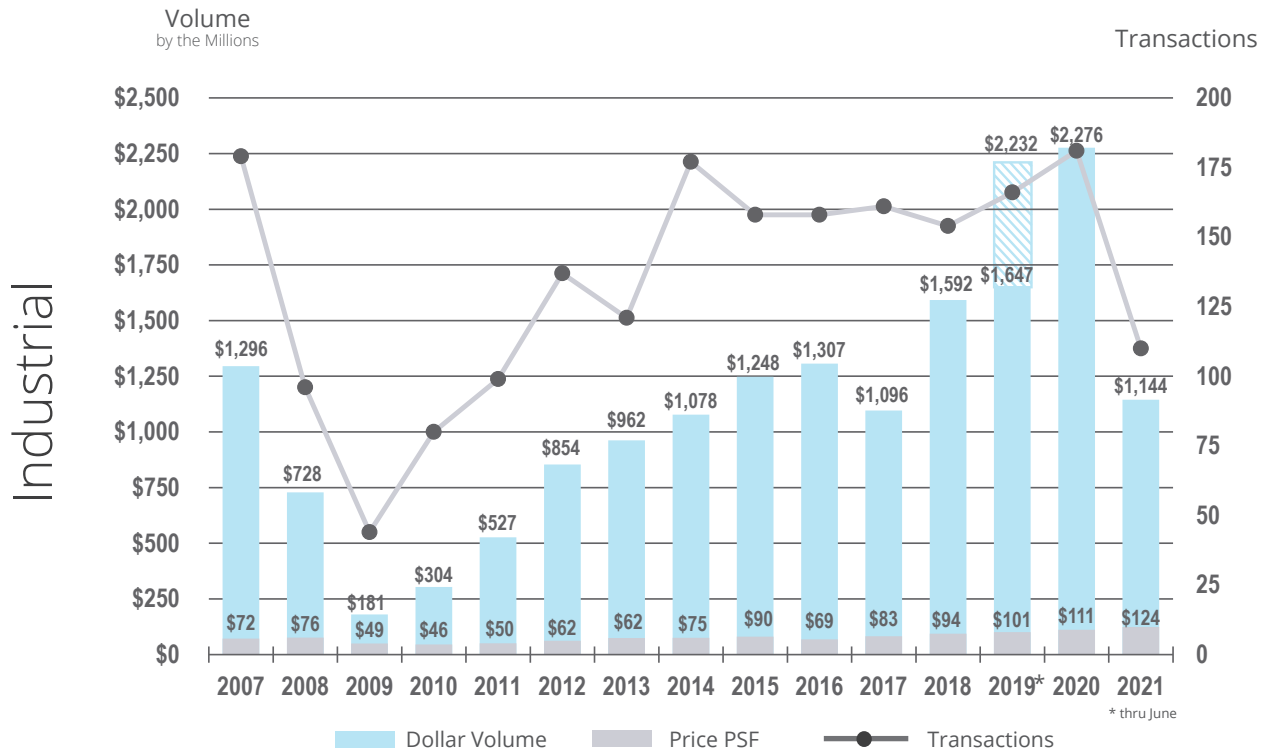
\* thru June



# Phoenix Investment Sales | 2021

## Historical Sales

### Historical Volume vs. Avg PSF and Number of Transactions



\* 2019 sales exclude the GLP/Blackstone Group portfolio, which if included would total \$2,232B; 177 sales; \$103 PSF and if excluded would total \$1.647B; 166 sales; \$101 PSF

**MINDY KORTH**  
Executive Vice President  
Direct +1 602 222 5005  
mindy.korth@colliers.com

**JENNY BASSETT**  
Real Estate Analyst  
Direct +1 602 222 5158  
jenny.bassett@colliers.com

**KELSEY ROBINSON**  
Client Services Coordinator  
Direct +1 602 222 5041  
kelsey.robinson@colliers.com

**ALYSSA SMITH**  
Graphic Designer  
Direct +1 602 222 5041  
alyssa.smith@colliers.com

### The Colliers Arizona Investment Properties Sales Team

Colliers | 2390 E Camelback Road, Suite 100 | Phoenix, AZ 85016 | Main Phone: +1 602 222 5000  
colliers.com | www.phoenixinvestment.properties